




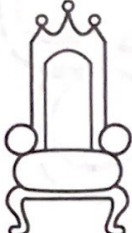

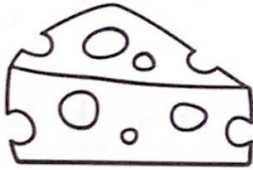






Name _____

Directions: Mark the digraph that you hear
in each word.

Which Digraph?

 <input checked="" type="checkbox"/> ch <input type="checkbox"/> sh <input type="checkbox"/> th	 <input type="checkbox"/> sh <input checked="" type="checkbox"/> th <input type="checkbox"/> wh	 <input type="checkbox"/> th <input type="checkbox"/> ch <input checked="" type="checkbox"/> sh
 <input type="checkbox"/> sh <input type="checkbox"/> ch <input checked="" type="checkbox"/> wh	 <input type="checkbox"/> wh <input checked="" type="checkbox"/> sh <input type="checkbox"/> th	 <input type="checkbox"/> ch <input type="checkbox"/> sh <input checked="" type="checkbox"/> th
 <input checked="" type="checkbox"/> th <input type="checkbox"/> sh <input type="checkbox"/> wh	 <input type="checkbox"/> sh <input type="checkbox"/> wh <input checked="" type="checkbox"/> ch	 <input checked="" type="checkbox"/> wh <input type="checkbox"/> sh <input type="checkbox"/> th
 <input type="checkbox"/> th <input type="checkbox"/> ch <input checked="" type="checkbox"/> sh	 <input type="checkbox"/> wh <input type="checkbox"/> sh <input checked="" type="checkbox"/> th	 <input type="checkbox"/> sh <input checked="" type="checkbox"/> ch <input type="checkbox"/> wh

Name _____

Directions: Say the picture name.
Tap the sounds and write them on the line.
Mark the digraphs.

Tap It Out



- moth -



- wish -



- push -



- tash -



- chop -



- sack -



- chick -



- shed -



- bath -

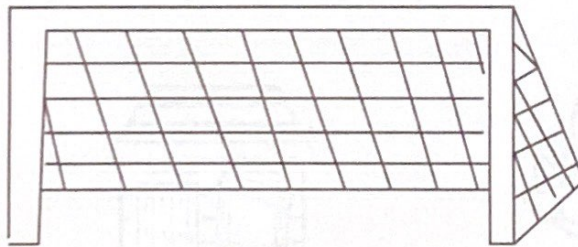
Name _____

Sentence Building

Directions: Mark the digraphs. Circle Trick Words. Put the words in order to make a sentence that matches the picture. Think about how a sentence begins and ends.



The wish is for luck.



He will kick it into the net.

is

The

luck.

for

wish

will

the

it

net.

into

He

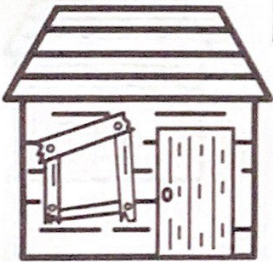





kick

Name _____

Read & Match

Directions: Mark the digraphs and circle any Trick Words.
Read each sentence. Find the matching picture and write the number in the box in front of the sentence. Scoop the sentences.

3	The puck will go into the net.
6	Will he get a fish?
4	That is a big neck.
2	Mom will shop with Ben.
1	No one can go in the shack.
5	The hen can peck.

 <p>1</p>	 <p>2</p>	 <p>3</p>
 <p>4</p>	 <p>5</p>	 <p>6</p>

Digraph Word Search

Name _____

Directions: Tap and spell the words. Then find them in the word search.



s o c k



p u s h /
s h o p




f i s h



b a t h




s i c k



c h o p

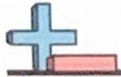
h	e	s	o	c	k
c	b	a	t	h	s
a	c	f	i	s	h
s	h	o	p	s	a
h	o	t	w	a	c
i	p	s	i	c	k



s h e d /
s h a c k



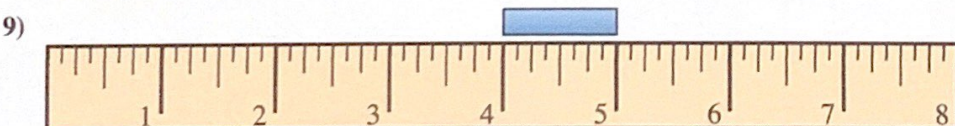
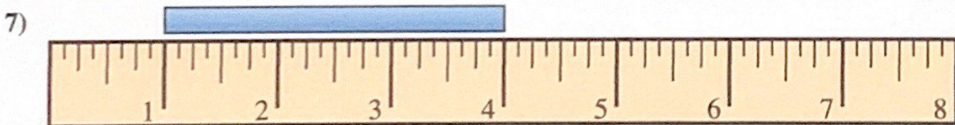
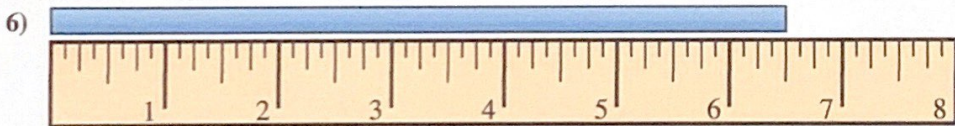
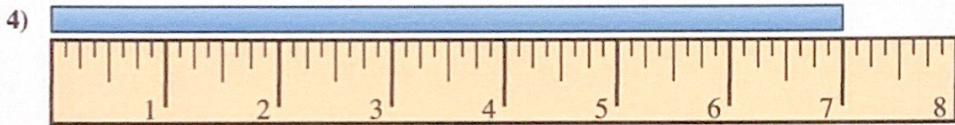
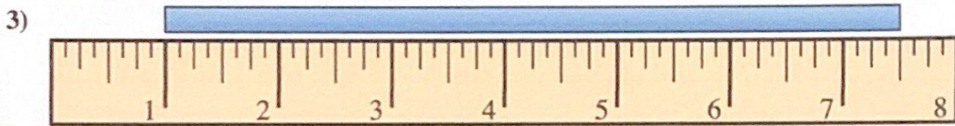
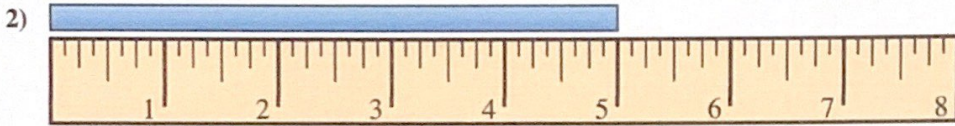
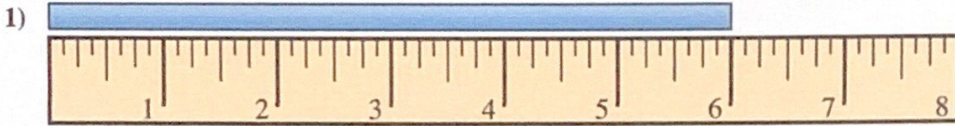
c a s h



Finding Length

Name: **Answer Key**

Find the length of each bar. Rulers are not actual length.



Answers

1. 6"

2. 5"

3. 6.5"

4. 7"

5. 1.5"

6. 6.5"

7. 3"

8. 2"

9. 1"

10. 7.5"



Determine the time shown on the clock.

1)



2)



3)



4)



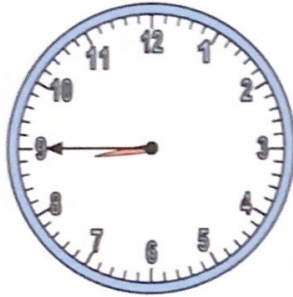
5)



6)



7)



8)



9)



10)



11)



12)

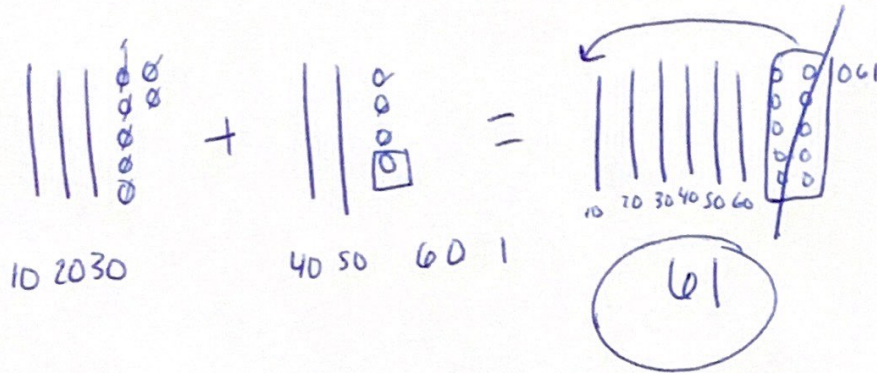


Answers

- 1. 3:35
- 2. 11:55
- 3. 9:40
- 4. 10:10
- 5. 9:20
- 6. 12:35
- 7. 8:45
- 8. 12:20
- 9. 2:55
- 10. 6:55
- 11. 9:20
- 12. 12:10

Name _____

1. Ann puts 37 photos in one book and 24 photos in another book. How many photos does she use in all? +



2. Jorge's puzzle has 20 pieces of candy. Jorge's has 48 pieces of candy. How many pieces do they have together? +

$$\begin{array}{r} + 20 = 20 + 0 \\ 48 = 40 + 8 \\ \hline 60 + 8 \\ \textcircled{68} \end{array}$$

Place Value

Directions: Write each number.

Example:

Hundreds	Tens	Ones

2 hundreds
3 tens
5 ones

235

A.

Hundreds	Tens	Ones

4 hundreds
2 tens
3 ones

423

B.

Hundreds	Tens	Ones

3 hundreds
5 tens
6 ones

356

C.

Hundreds	Tens	Ones

3 hundreds
6 tens
7 ones

367

D.

Hundreds	Tens	Ones

5 hundreds
4 tens
8 ones

548

E.

Hundreds	Tens	Ones

2 hundreds
1 tens
4 ones

214

Place Value

Directions: Write each number.

Example:

Hundreds	Tens	Ones

2 hundreds
3 tens
5 ones

235

F.

Hundreds	Tens	Ones

6 hundreds
7 tens
8 ones

678

G.

Hundreds	Tens	Ones

2 hundreds
0 tens
2 ones

202

H.

Hundreds	Tens	Ones

5 hundreds
2 tens
1 ones

521

I.

Hundreds	Tens	Ones

7 hundreds
9 tens
0 ones

790

J.

Hundreds	Tens	Ones

8 hundreds
8 tens
9 ones

889

Name: _____

How many sides?



Count the sides on each shape and dab or color the matching numeral.

 <input type="radio"/> 5 <input type="radio"/> 2 <input checked="" type="radio"/> 3	 <input type="radio"/> 2 <input type="radio"/> 3 <input checked="" type="radio"/> 4	 <input checked="" type="radio"/> 0 <input type="radio"/> 2 <input type="radio"/> 3
 <input type="radio"/> 0 <input checked="" type="radio"/> 4 <input type="radio"/> 3	 <input checked="" type="radio"/> 5 <input type="radio"/> 3 <input type="radio"/> 4	 <input checked="" type="radio"/> 7 <input type="radio"/> 5 <input type="radio"/> 3
 <input checked="" type="radio"/> 4 <input type="radio"/> 2 <input type="radio"/> 3	 <input checked="" type="radio"/> 6 <input type="radio"/> 3 <input type="radio"/> 4	 <input type="radio"/> 5 <input type="radio"/> 2 <input checked="" type="radio"/> 4

Name: _____

How many sides?



Count the sides on each shape and dab or color the matching numeral.

 <input type="radio"/> 4 <input type="radio"/> 2 <input checked="" type="radio"/> 3	 <input type="radio"/> 2 <input type="radio"/> 3 <input checked="" type="radio"/> 4	 <input type="radio"/> 1 <input checked="" type="radio"/> 5 <input type="radio"/> 3
 <input checked="" type="radio"/> 0 <input type="radio"/> 2 <input type="radio"/> 1	 <input checked="" type="radio"/> 6 <input type="radio"/> 3 <input type="radio"/> 4	 <input type="radio"/> 7 <input checked="" type="radio"/> 4 <input type="radio"/> 3
 <input type="radio"/> 5 <input type="radio"/> 1 <input checked="" type="radio"/> 4	 <input type="radio"/> 2 <input type="radio"/> 3 <input checked="" type="radio"/> 4	 <input type="radio"/> 3 <input type="radio"/> 5 <input checked="" type="radio"/> 8