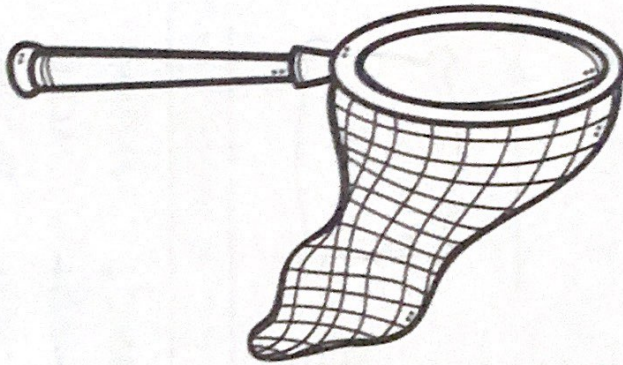


Name _____

Sentence Building

Directions: Put the words in order to make a sentence that matches the picture. Think about how a sentence begins and ends.



The bug is in the net.



Tom got on the bus.

The

is

net.

in

bug

the

the

Tom

on

got

bus.


CVC Word Search

Name _____

Directions: Tap and spell the words. Then find them in the word search.



mug

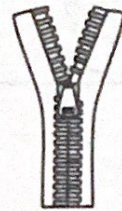


pot

b	m	z	b
g	u	i	i
p	g	p	n
p	o	t	i



bin




zip




nap



dog



jug



sun





s	u	n	n
n	s	d	a
g	j	o	p
j	u	g	g

© Humble Bee-quinings

Name _____

Show What You Know

Directions: Find the words from the story to match the pictures.
Write the words. Read the story 3 times. Answer the questions.

	<u>s</u> <u>u</u> <u>n</u>		<u>h</u> <u>o</u> <u>t</u>
	<u>f</u> <u>a</u> <u>n</u>		<u>p</u> <u>o</u> <u>p</u>

A Hot Day

Practice reading 3 times

The sun is too hot! ☺ ☺ ☺
We can go by the fan.
We can get wet.
We can have a sip of pop.
We will not be hot.

Is the sun hot? yes no

Will the fan be hot? yes no


Will they get wet? yes no

Will they get a sip of pop? yes no


Name _____

Tap It Out

Directions: Say the picture name.
Tap the sounds and write them on the line.




tip




top



web




cat




pop



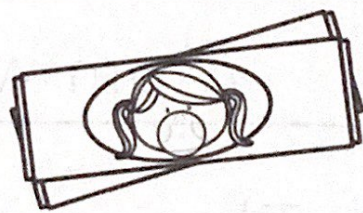
hen



cot



tin



gum

Name _____

_ig Words


Directions: Write the words.




dig



pig



wig



fig

Directions: Use the above words to fill in the sentences below.

The pig has a hat.

Mom will get a wig.

The fig is good to eat.

Ben can dig the mud.

$\begin{array}{r} 2 \\ + 6 \\ \hline 8 \end{array}$	$\begin{array}{r} 6 \\ + 8 \\ \hline 14 \end{array}$	$\begin{array}{r} 7 \\ + 2 \\ \hline 9 \end{array}$	$\begin{array}{r} 9 \\ + 6 \\ \hline 15 \end{array}$	$\begin{array}{r} 9 \\ + 8 \\ \hline 17 \end{array}$
$\begin{array}{r} 3 \\ + 6 \\ \hline 9 \end{array}$	$\begin{array}{r} 2 \\ + 7 \\ \hline 9 \end{array}$	$\begin{array}{r} 6 \\ + 4 \\ \hline 10 \end{array}$	$\begin{array}{r} 7 \\ + 6 \\ \hline 13 \end{array}$	$\begin{array}{r} 9 \\ + 5 \\ \hline 14 \end{array}$
$\begin{array}{r} 9 \\ + 7 \\ \hline 16 \end{array}$	$\begin{array}{r} 3 \\ + 9 \\ \hline 12 \end{array}$	$\begin{array}{r} 2 \\ + 3 \\ \hline 5 \end{array}$	$\begin{array}{r} 6 \\ + 2 \\ \hline 8 \end{array}$	$\begin{array}{r} 7 \\ + 5 \\ \hline 12 \end{array}$
$\begin{array}{r} 4 \\ + 7 \\ \hline 11 \end{array}$	$\begin{array}{r} 9 \\ + 5 \\ \hline 14 \end{array}$	$\begin{array}{r} 3 \\ + 5 \\ \hline 8 \end{array}$	$\begin{array}{r} 2 \\ + 8 \\ \hline 10 \end{array}$	$\begin{array}{r} 6 \\ + 3 \\ \hline 9 \end{array}$
$\begin{array}{r} 8 \\ + 9 \\ \hline 17 \end{array}$	$\begin{array}{r} 4 \\ + 9 \\ \hline 13 \end{array}$	$\begin{array}{r} 9 \\ + 8 \\ \hline 17 \end{array}$	$\begin{array}{r} 3 \\ + 7 \\ \hline 10 \end{array}$	$\begin{array}{r} 2 \\ + 4 \\ \hline 6 \end{array}$
$\begin{array}{r} 8 \\ + 6 \\ \hline 14 \end{array}$	$\begin{array}{r} 8 \\ + 7 \\ \hline 15 \end{array}$	$\begin{array}{r} 4 \\ + 6 \\ \hline 10 \end{array}$	$\begin{array}{r} 9 \\ + 4 \\ \hline 13 \end{array}$	$\begin{array}{r} 3 \\ + 8 \\ \hline 11 \end{array}$

Name _____ Date _____

ADDITION

$$9 + 6 = 15$$

$$6 + 5 = 11$$

$$8 + 8 = 16$$

$$9 + 3 = 12$$

$$6 + 8 = 14$$


$$8 + 7 = 15$$

Name: _____

CCSS 2.MD.1 Measure the length of an objectprimer

Measurement

Directions: About how many blocks long is each ice cream cone?



Graphics/fonts copyright DJ Inkers. www.djinkers.com



Name: _____

CCSS 2.MD.1 Measure the length of an objectprimer

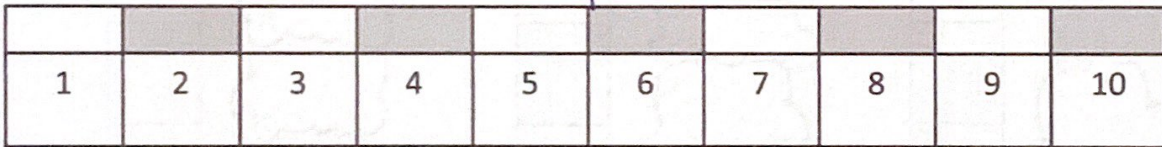

Measurement

Directions: How many blocks long is each pencil?

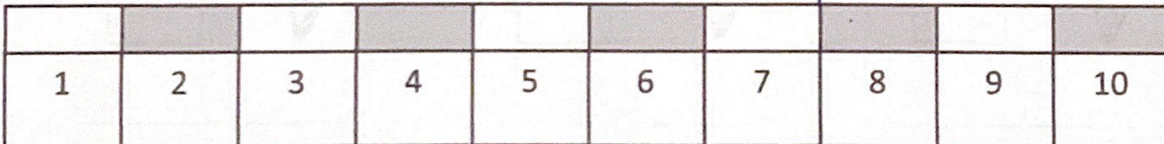

1. 9 blocks long



2. 5 blocks long



3. 7 blocks long



Graphics/fonts copyright DJ Inkers. www.djinkers.com